


# KIRUNA-GRINDER 350 SS/450 SS BASIC

The Kiruna-Grinder 350 SS/450 SS is combined with both grinding stone and grinding plate. The transmission is made through a worm gear ball bearing and shafts with bearings. The grinder has double-tightening shafts and a foldable water container, which also catches drops of water. Welded pipe-stand.

**The machine is delivered with grinding plate and the new fast-grinding alu-stone.** Through the special mixture of grinding grits a fine grinding phase is achieved and a small row edge which is easy to grind.

With our unique accessories even persons with only a slight experience of grinding can achieve a good result.

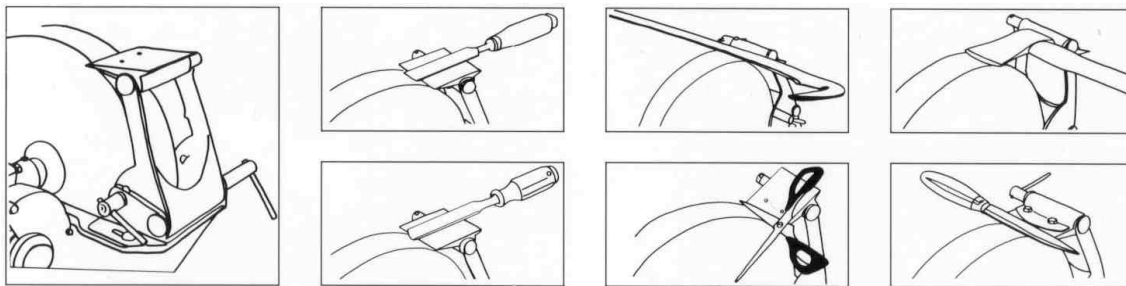
The machines is  approved.



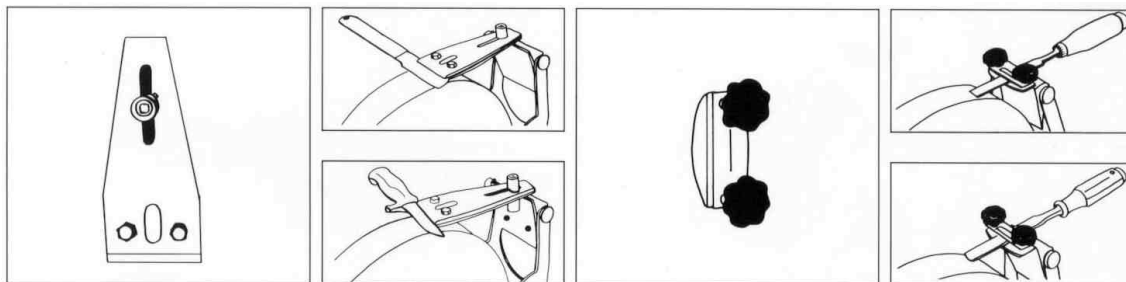
| TECHNICAL DATA                                      | 350 SS Basic  | 450 SS Basic     |
|---|---------------|------------------|
| Diam. of the stone x width x hole.....mm            | 350 x 60 x 26 | 450 x 60 x 26    |
| Diam. of the grinding wheel x thickness x hole...mm | 125 x 20 x 20 | 125 x 20 x 20    |
| Velocity of the sand stone max.....rpm              | 60            | 60               |
| Speed of the grinding wheel max.....rpm             | 3000          | 3000             |
| Motor output .....kW                                | 0.25 (0.33)   | 0.25 (0.33)      |
| Voltage..... V                                      | 230, 1-phase  | 230/380, 3-phase |
| Rated current.....A                                 | 1.8           | 0.7/1.2          |
| Net weight.....kilo                                 | 27            | 50               |

# ACCESSORIES

With our unique accessories even persons with only a slight experience of grinding can achieve a good result.

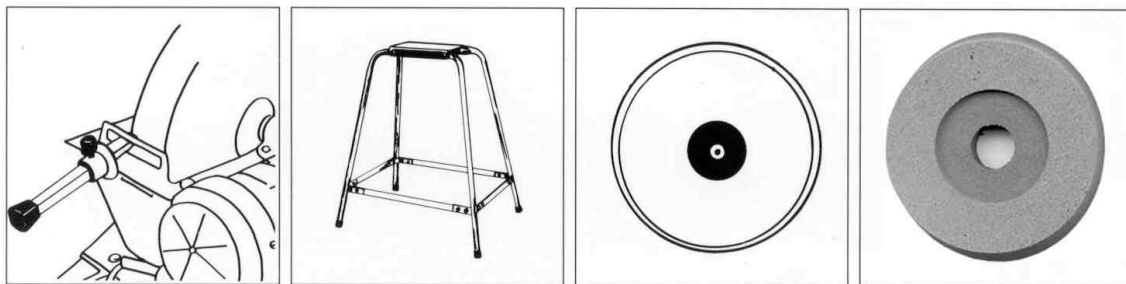


**GRINDING SUPPORT** gives the correct angle between the tool and the stone which facilitates the work.



**KIRUNA UNIVERSAL GRINDING FIXTURE 275-3000**

**KIRUNA UNIVERSAL GRINDING FIXTURE 275-3500**



**KIRUNA TURNING DEVICE**

**STAND**

**ALU-STONE**

**POLISHING WHEEL 350-2810**

| <b>ACCESSORIES 350</b> BS/SS Basic             | <b>ACCESSORIES 450</b> SS Basic                |
|--|--|
| Grinding support.....350-2700                  | Grinding support.....450-2700                  |
| Kiruna universal grinding fixture.....275-3000 | Kiruna universal grinding fixture.....275-3000 |
| Kiruna universal grinding fixture.....275-3500 | Kiruna universal grinding fixture.....275-3500 |
| Alu-Stone.....350-002                          | Alu-Stone.....450-002                          |
| Polishing Wheel.....350-281                    | Polishing Wheel.....350-281                    |

**Remaining products:** Vertically adjustable worktables, grinding machines for grinding and shaping of stones in manufacturing of jewellerys, worm gears, actuator and motor unit for turnable lighting.



Österleden 5      Postal address  
 Tel. +46 980 619 36      Matojärvigatan 7  
 Fax. +46 980 810 40      981 39 KIRUNA, SWEDEN

www.geoprodukterab.se  
 E-mail: kra@geoprodukterab.se